



# Keep your account & card secure

Whether you're using your card online or in person, protecting your account is critical. Follow these best practices to reduce risk, safeguard sensitive data, and maintain trust in your financial tools.




## General guidelines for card security

- ✓ **Never share your card details:** amnis will never ask for full card information.
- ✓ **Choose strong PINs:** Avoid birthdays, repeated digits, or simple combinations.
- ✓ **Watch out for phishing scams:** Don't click suspicious links or respond to unknown requests.
- ✓ **Keep devices secure:** Install antivirus software, and bookmark the official amnis login page.
- ✓ **Avoid storing card details:** Don't save them on websites or unsecured devices.
- ✓ **Use virtual cards:** They offer the same security as physical cards and full control.

## Security features within amnis

- ✓ **Set custom spending limits** to control usage.
- ✓ **Restrict card usage by country** to prevent unwanted international activity.
- ✓ **Enable real-time alerts** for every transaction.
- ✓ **Use two-factor authentication (2FA)** for added login security.
- ✓ **Don't forget: You have 24/7 control over your card via the mobile or web app** – act instantly, anytime, anywhere.

## What to do if you notice a suspicious transaction

-  **Immediately suspend the affected card in your amnis dashboard.**
-  **Contact amnis Support to report the issue.**
-  **Request a replacement card as needed. Once your card has been suspended, you may request a chargeback if the transaction qualifies.**

Take control of your security – protect your account and card now.

MORE TIPS



SUSPECT FRAUD?

